





































Water Reducible Concentrate (WRC) Stain Colors

 CR-700 Midnight Sky	 CR-701 Cloudy Lake	 CR-702 Alpine Green	 CR-703 Dark Olive	 CR-704 Sage
 CR-705 English Ivy	 CR-706 Mustard Seed	 CR-707 Custard	 CR-708 Beach Sand	 CR-709 Autumn Umber
 CR-710 Chestnut	 CR-711 Caramel	 CR-712 Soft Terra Cotta	 CR-713 Pumpkin	 CR-714 Cedar Brown
 CR-715 Burnt Sienna	 CR-716 Fire Brick	 CR-717 Fossil Wood	 CR-718 Mocha	 CR-719 Tobacco Leaf
 CR-720 Dark Slate	 CR-721 Onyx	 CR-722 Charcoal	 CR-723 Winter White	 CR-724 Buff
 CR-725 River Rock	 CR-727 Sea Breeze	 CR-728 Sea Grass	A = 1 Coat B = 2 Coats C = 3 Coats Porosity of the concrete will affect amount of stain needed to achieve desired color.	

Brilliant Colors* (Recommended for Interior Applications Only)

 CR-900 Sangria	 CR-901 Sapphire Blue	 CR-902 Emerald	 CR-903 Golf Course	 CR-904 Sunshine
 CR-905 Radiant Red	Colors displayed are on gray broom finished concrete, applied using a gravity feed HVLP sprayer. <i>*Texture and hue of concrete affects final look</i>			

Water Reducible Concentrate (WRC) available at www.ConcreteResurrection.com

Concrete Resurrection Water Reducible Concentrate (WRC) is an environmentally friendly (and California compliant) penetrating waterborne acrylic pigmented stain. WRC Stain is a superior alternative to hazardous solvent based stains.

What Makes Concrete Resurrection WRC Stain Different?

Hyper-Concentrated - A 1 quart bottle can cover up to 500 sq ft of concrete. **UV Stable** - We utilize specialty pigments that are designed to be used outdoors. **No Inert Fillers** - 1 quart of Concrete Resurrection contains 1 quart of stain, not a bunch of unnecessary junk. **Ongoing Technical Support** - When you purchase Concrete Resurrection, you get FREE ongoing Technical Support

Technical Data Sheet (TDS) for WRC STAIN

******This product may only be used on fully cured concrete. Allow a minimum of 28-45 days of cure time after the concrete is poured to allow ample time for the concrete to completely hydrate.

Uses—WRC Stain can be used to achieve faux finishing effects such as marbling, veining, antiquing, mottling, graining, and layering. WRC Stain can also be applied in multiple coats to achieve a solid opaque color. Differing colors can be layered over the top of each other for a color blending. WRC Stain also allows the applicator to make custom colors by mixing different concentrate colors together.

Coverage— One quart WRC Stain yields 1.25 - 2.25 total gallons of “ready to use” stain. Average WRC coverage is 100-300 square feet per gallon. Coverage variations depend on concrete surface porosity, amount of material applied and desired opacity.

Safety— Always use appropriate safety equipment including but not limited to, goggles, face shield, rubber gloves, chemical resistant clothing or apron, and chemical respirator. Consult the product MSDS for additional safety information.

Surface Preparation- Scratch test the concrete to verify the top surface is not dusting or disintegrating. Concrete must be clean and free of all dirt and contaminants. Concrete floors must be open and porous prior to applying RAC Stain. Approved materials for the cleaning and preparation process are as follows:

- CR-580 Degreaser — Used for the removal of oil and grease.
- CR-590 Paint & Sealer Remover — Used to remove paints and sealers.
- CR-765 Surface Etch & Prep — Used for laitance removal and opening of pores of the concrete.
- CR-585 Surface Neutralizer — Used to balance the surface pH after application of Surface Etch & Prep

Step 1: If needed remove all paint and/or sealer from the surface using CR-590 Paint & Sealer Remover

Step 2: If the surface has an oily or greasy film OR if CR-590 Paint & Sealer Remover was used, scrub the surface using CR-580 Degreaser.

Step 3: (REQUIRED) Apply CR-765 Surface Etch & Prep at a dilution ratio of 4 parts water to 1 part Surface Etch & Prep scrub in with a stiff bristle broom. When the fizzing action stops, rinse the surface with water. Do not allow the Surface Etch & Prep solution to dry on the concrete. If a more porous surface is needed repeat Step 3, an interior floor's surface texture should feel similar to 120 grit sand paper.

Step 4: (REQUIRED) Apply CR-585 Surface Neutralizer (dilution of 8 oz in 5 gallons water) using a stiff bristle brush or broom to scrub in the neutralizing solution then rinse with water.

Step 5: (REQUIRED) Thoroughly scrub the surface. Interior floors require the use of a floor machine (buffer) with a black pad, sanding screen or coatings removal pad. Exterior concrete preparation requires the use of a pressure washer.

Step 6: After allowing the surface to dry apply WRC Stain. Dispose all waste water in accordance with local, state, and federal regulations.

Color Test- Apply a test sample of the stain in an inconspicuous area of the floor to verify color. It is advised to use the same application method for the test spot as what is planned for the entire floor.

Mixing - ***USE ONLY DISTILLED WATER FOR MIXING. Shake well before using. Add 4 - 8 parts distilled water into an appropriate mixing container, then add 1 part WRC Stain. Mix thoroughly.

Application- When spraying WRC Stain, protect surroundings with masking paper or masking plastic. Always use a filter when pouring the “ready to use” WRC Stain into a sprayer. Tools that can be used for application of WRC Stain: gravity feed HVLP sprayer (preferred), pressure pot HVLP sprayer, airless sprayer, pump sprayer, cotton rag, natural sponge (sea sponge), manufactured sponge or brush (bristle or foam).

Concrete surface temperature must be between 50 -90 degrees. In arid climates it may be necessary to dampen the concrete prior to application of stain to prevent the material from drying instantly. In order to penetrate the stain must have several minutes of “wet” time on the surface.

Drying Time— Drying time is dependent upon temperature and humidity.

Dry to touch / recoat 15 -30 minutes

Light foot traffic 1 hour

Clean Up— Tools can be cleaned with water and/or soapy water.

Sealing— A minimum of 24 hours of drying time (after the stain has dried to the touch) is required before applying a clear sealer. It is strongly recommended that a clear sealer be applied as a top coat for abrasion and UV resistance. It is recommended that a non-skid / skid reducer be utilized when sealing exterior surfaces.

Storage and Shelf Life— Do not allow WRC stain to freeze. Shelf life of unopened product is approximately one year. Mixed or diluted product shelf life stored in an airtight container is 30 days.

Variances— Results may vary due to shades and or hues of concrete. Texture of the slab affects final color appearance. Many slab characteristics show through the stain, especially with more transparent colors

Warranty— This warranty is made in lieu of all other warranties, either expressed or implied. Before application the User shall determine the suitability of the product for his/her intended use and User assumes all risks and liabilities whatsoever in connection therewith. Neither seller nor manufacturer has any knowledge or control concerning the purchaser's use of this product and no warranty is made as to the results of any use. The Manufacturer and/or Seller warrants that if any goods supplied prove defective in material the sole obligation shall be to replace said product. Any claim of defective product must be received in writing within one (1) year from date of shipment. Neither Manufacturer nor Seller shall assume any liability for injury, loss, or damage resulting from use of this product.

Ordering— Contact Engrave-A-Crete at 1-800-884-2114 • www.ConcreteResurrection.com • www.Engrave-A-Crete.com Manufactured by Concrete Stain & Supply, LLC